

# MPL-TM14

## PUSH AROUND VERTICAL LIFT - DUAL MAST




### Standard Configuration

- Auxiliary Lowering Device
- Large spirit level
- Emergency stop button
- Ground and Platform control panels
- Double Limit switches
- Short circuit and leakage protection system

### Optional Configuration

- DC24V/48V Hydraulic Power
- High grade hydraulic station
- Explosion protection system
- Stainless steel guardrail
- Electric driving power
- Insulated Platform




# MPL-TM14

## PUSH AROUND VERTICAL LIFT - DUAL MAST




Model	MPL-TM8	MPL-TM10	MPL-TM11	MPL-TM12	MPL-TM14	MPL-TM16
Max. working height	8m	10m	11m	12m	14m	16m
Max. platform height	6m	8m	9m	10m	12m	14m
Platform size	1.30 x 0.62m	1.30 x 0.62m	1.30 x 0.62m	1.52 x 0.62m	1.52 x 0.62m	1.52 x 0.62m
Outrigger footprint	1.77 x 1.82m	1.77 x 1.82m	1.77 x 1.82m	2.1 x 2.00m	2.1 x 2.00m	2.36 x 2.33m
Overall length (Stowed)	1.54m	1.54m	1.54m	1.76m	1.76m	1.9m
Overall width (Stowed)	1.00m	1.00m	1.00m	1.00m	1.00m	1.16m
Overall height (Stowed)	2m	2m	2m	2m	2m	2.31m
Platform capacity (SWL)	200kg	200kg	200kg	200kg	200kg	150kg
Ground clearance	0.05m	0.05m	0.05m	0.05m	0.05m	0.05m
Weight	600kg	660kg	730kg	780kg	830kg	900kg
Max. no of person	1	1	1	1	1	1
Lifting motor (AC)	1.1kW	1.1kW	1.1kW	1.1kW	1.1kW	1.1kW
Optional configuration	Power source	24V/100Ah	24V/100Ah	24V/100Ah	24V/100Ah	24V/100Ah
	Lifting motor (DC)	0.80kW	0.80kW	0.80kW	0.80kW	1.5kW
	Charger	24V/15A	24V/15A	24V/15A	24V/15A	24V/15A



Buckle Plate for Platform Guardrail




Handle



Fixture for Platform Guardrail



Gradienter



Red PU Wheel



Limiting Screw for Outriggers

