

# JT MOBILITY PVT.LTD.

---

SMART. CHARGE . ANYTIME . ANYWHERE



# About Us

JT Mobility Pvt. Ltd. is a Mumbai, India based manufacturer company. We design, develop and manufacture of electric vehicle charging components, we are specialized in all kinds of EV sockets, EV charging cables, EV plug connectors & EV Chargers. JT Mobility is paving the way for the adoption of EV's through the supply of EV charging cables globally.

JT Mobility Pvt. Ltd. is also an associated company of Jayani Technologies LLP est. in 2011, Mumbai India.

We offers our customers the right accessories for charging e-vehicles as well as expert advice on optimal product solutions. By producing the own brand "JT Mobility" it is possible to develop individual customer solutions according to the customer's specifications. Of course, we always manufacture according to national and international standards.

JT Mobility constantly strives to adhere to establish a long-term relationship by sharing technical expertise and creating a highly customer-centric approach to how we operate, we can help our clients create cable connections that deliver the performance their projects demand. We offer a competitive price, high quantity products an excellent after-sales-service.

JT Mobility electrical vehicle cables has a rich history in delivering cables and accessories worldwide, putting quality, compliance, and a strong customer focus at the heart of operations. For us, it's about delivering a tailored service on a global scale. With industry-leading equipment and a robust network, we continue to develop the charging cables required to meet the growing needs of EV drivers.



## Our Commitment

JT Mobility is committed to becoming a world-class provider of cable solutions for new energy vehicles, and a leader in the EV charging cable products & solution.

## Our Vision

To create versatile cutting-edge solutions for all automotive industries

## Our Mission

To provide ingenious, virtuous, and energy-efficient solutions.

## Our Values

Respect, professionalism, and determination are the values that are the foundation of our culture.

CE  
Certified

UL  
Certified

FCC  
Certified

RoHS  
Certified

REACH  
Certified

## Our Team

Our team is your team. When your mission is to be better, faster and smarter, you need the best people driving your vision forward. You need people who can create focused marketing strategies that align with business goals, who can infuse their creativity into groundbreaking campaigns, and who can analyze data to optimize every tactic along the way.

# Our Products

JT mobility offer all relevant charging cable and plug types for electric mobility. Using the right combination of cables for your EV will make your EV ready in no time. We offer powerful solution compatible with all electric vehicles .

- EV Cables
- EV Inlet Sockets
- EV Plug Connectors
- Mode-3 Charging Cables
- Mode-2 Charging Cables
- Tethered EV Cables
- EV Plug Holders
- Wi-Fi Electric Power Meter





# EV COPPER CABLES

JT Mobility EV cable is a kind of flexible cable to connect electric vehicle to charging power socket. TPU (Thermoplastic polyurethane) is used for Insulation and outer Sheath for high strength and softness property. Cable sheath is made from high performance TPU, which possess characteristic as weather ability, high & low temperature resistance, rub resistance etc.

## FEATURES

- ✓ Stronger and Anti-Aging
- ✓ Strong Seamless Construction
- ✓ RoHS, CE, FCC, UL, Reach Certified
- ✓ Suitable for Outdoor and Indoor Charging
- ✓ Suitable for Indoor and Outdoor Charging Safely
- ✓ More Environmentally Friendly and Halogen Free
- ✓ More Resistant to Bending and Longer Service Life
- ✓ Conductor: Tinned or non-tinned stranded soft copper wire
- ✓ Insulation : 105 Halogen-free, ROHS thermoplastic polyurethane TPU
- ✓ Sheath: 105 Halogen-free, ROHS thermoplastic polyurethane TPU Sheath Color Black



Part Code	JTEVC32A1P100	JTEVC32A3P100
Description	Single Phase 32Amp 3x6.0mm and 2x0.7mm <sup>2</sup> EV Charger Cable 100 -meter 5 Core 15mm Outer Diameter	Three Phase 32A 5x6.0mm and 2x0.7mm <sup>2</sup> EV Charging Cable 100 -meter 7 Core 20mm Outer Diameter
No Of Phase	Single	Three
Rated Current	32	32
Operation Voltage	250V	480V
Operating Temperature	-30°C~+50°C	-30°C~+50°C
Flame Retardant Grade	UL94 V-0	UL94 V-0
AC Power L1, L2, L3, Neutral N & Protective Earth PE	3 C of 6.0 Sq. mm	5 C of 6.0 Sq. mm
Control Pilot CP, Proximity Pilot PP	2 C of 0.75 Sq. mm	2 C of 0.75 Sq. mm
Nominal Conductor Size (Sq. mm)	3 Core x 6.0 Sq. mm 2 Core x 0.75 Sq. mm	5 Core x 6.0 Sq. Mm 2 Core x 0.75 Sq. mm
Assembly / Laid Up Core	Assembly of all above components i.e., 5 Cores of 6.0 Sq. mm & 2 Cores of 0.75 Sq. mm (Sr. No. 1 & 2 of A) including PP Fillers used for better circularity.	Assembly of all above components i.e., 3 Cores of 6.0 Sq. mm & 2 Cores of 0.75 Sq. mm (Sr. No. 1 & 2 of A) including PP Fillers used for better circularity
Outer Sheathing	<b>Material:</b> Thermoplastic polyurethane (TPU)	<b>Material:</b> Thermoplastic polyurethane (TPU)
	<b>Average Thickness mm:</b> 2.5	<b>Average Thickness mm:</b> 2.5
	<b>Minimum Thickness mm:</b> 2.03	<b>Minimum Thickness mm:</b> 2.03
	<b>Approx. Diameter (mm):</b> 15.00 ± 0.50	<b>Approx. Diameter (mm):</b> 20.00 ± 0.50
Overall Wrapping	Non-Woven Fabric, 25 % Overlap Min.	Non-Woven Fabric, 25 % Overlap Min.
Conductor	<b>Nom. Conductor Size (Sq. mm) :</b> -6 0.75	<b>Nom. Conductor Size (Sq. mm) :</b> -6 0.75
	<b>Conductor Construction (Nos./Strand Dia.) :</b> 190/0.20 mm 42(3cores) / 0.15 mm(2 cores)	<b>Conductor Construction (Nos./Strand Dia.) :</b> 190/0.20 mm 42(3cores) / 0.15 mm(2 cores)
	<b>Max. DC Conductor Resistance as per IS 8130:2013:</b> 3.30 Ω/km (3cores) at 20°C 26.00 Ω/km at 20°C(2 cores)	<b>Max. DC Conductor Resistance as per IS 8130:2013:</b> 3.30 Ω/km (3cores) at 20°C 26.00 Ω/km at 20°C(2 cores)
Insulation	<b>Colour Codes:</b> Blue, Brown, & Yellow, Green(3cores )/Black ,Grey (2 cores)	<b>Colour Codes:</b> Blue, Brown, & Yellow, Green(3cores )/Black ,Grey (2 cores)
	<b>Average Thickness mm:</b> 1.00(3 core)/ 0.60(2 core)	<b>Average Thickness mm:</b> 1.00(3 core)/ 0.60(2 core)
	<b>Minimum Thickness mm:</b> 0.80 (3 core)/ 0.44 (2 core)	<b>Minimum Thickness mm:</b> 0.80 (3 core)/ 0.44 (2 core)
	<b>Insulation Diameter (Avg.) :</b> 5.30 ± 0.15(3 core) / 2.40 ± 0.10 (2 core)	<b>Insulation Diameter (Avg.) :</b> 5.30 ± 0.15(3 core) / 2.40 ± 0.10 (2 core)
Certification	RoHS, CE, FCC, UL, Reach	RoHS, CE, FCC, UL, Reach
Product Image		

# MODE -2 PORTABLE CHARGER

Smart portable chargers allow you to charge on the go from all types of sockets, from the usual socket to the industrial CEE-16A/32A. It has the new generation practical display that shows the charging current, voltage at each phase, power, and temperature. All JT Mobility portable chargers allow you to set the charging current according to the circuit breaker and ensure that the circuit breaker will not trip during charging. All portable chargers are equipped with protective elements to ensure the complete safety of the car and the charger.

## FEATURES

### ➤ Adjustable Current

Customers could adjust different current as their request. Also, the charger which equipped the adaptor could automatically identify different plug types and control the current upper limit to keep safe.

### ➤ Full Link Temperature Monitoring System

JT Mobility original "full link" temperature control system can protect the temperature of 75 °C and cut off the current for 0.2S when temperature over 75 °C.

### ➤ Automatically Intelligent Repair

The smart chip is equipped to automatically repair common charging errors. It could also restart the power to protect the device from stopping charging errors. It could also restart the power to protect the device from stopping charge caused by voltage fluctuation.

### ➤ IP65 Rolling-resistance System

Rugged shell which could resist the rolling and crash of the car. IP65 ensure the perfect work outdoors in any environment including rain and snow.

### ➤ Temperature Monitoring

Real-time monitor is equipped to detect the temperature of the car-end and the wall-end plugs. Once the temperature is detected above 80 °C, the current will be cutoff immediately. When the temperature returns below 75 °C will resume off.

### ➤ Battery Protection

Accurate monitoring of PWM signal changes, Effective repair of capacitor units, Maintenance of battery life.

### ➤ High Compatibility

Fully compatible with all EV in the market.



Part Code	JTCCM2T2EU1P1A05	JTCCM2T2EU1P2A05
Description	Portable Electric Car Charger Type 2 - CEE, Single Phase, 16A, 3.7kW	Portable Electric Car Charger Type 2 - CEE, Single Phase, 32A, 7.3kW
Standard	IEC 62196-2 IEC 62752	IEC 62196-2 IEC 62752
No Of Phase	Single	Single
Rated Current	16A	32A
Operation Voltage	250V	250V
Insulation Resistance	> 1000MΩ (DC500V)	> 1000MΩ (DC500V)
Contact Resistance	0.5mΩ Max	0.5mΩ Max
Temperature Resistance	< 50K	< 50K
Operating Temperature	-30°C~+50°C	-30°C~+50°C
Impact Insertion Force	>300N	>300N
Protection Degree	IP65	IP65
Contact Pin	Copper alloy, Silver or Nickel Plating	Copper alloy, Silver or Nickel Plating
Shell material	Thermoplastic	Thermoplastic
Sealing gasket	Rubber or silicon rubber	Rubber or silicon rubber
Flame Retardant Grade	UL94 V-0	UL94 V-0
Certification	RoHS, CE, FCC, UL, Reach	RoHS, CE, FCC, UL, Reach
Nominal Conductor Size (Sq. mm)	3 Core x 2.5 Sq. mm	3 Core x 6.0 Sq. mm
	2 Core x 0.5 Sq. mm	2 Core x 0.75 Sq. mm
Approx. Diameter (mm)	10.00 ± 0.50	15.0 ± 0.50
Product Image		

# MODE -3 CHARGING CABLES

The mode 3 charging cable is a connector cable between the charging station and the electric car. To allow electric cars to be charged using type 2 plugs. This cable works on all charging stations mode 3 according to standards ISO 17409 and IEC 61851. It is compatible with all the charging stations and all EV rechargeable vehicle with type 2. This cable will work safely on all charging stations, even the ones with inferior or superior charging power. This product has a unique integrated design and strong structure which can be used outdoor and in rainy environment. It could also withstand the crushing of a vehicle.

## FEATURES

### ➤ Better Conductivity

plug-in process. It could also effectively reduce the generation the electric sparks. The silver plating on the pins makes better conductivity, higher charging efficiency, and effectively reduces heat generation.

### ➤ Arcing Design

The special "self clean" design. The impurities on the surface of the pins can be removed in each .

### ➤ Integrated Design



The plug adopts an advanced integrated design without any screw fixation. The waterproof performance is also higher compared with normal two-piece design or screw -fixed plugs. High safety level can protect the plug against the impacts of the car.

### ➤ Ergonomic Design

The body design of the plug has a small angle horizontal bending it is in the line with the habit of manual force and more convenient to plug on unplug.





Part Code	JTCCM3T2T21P1A05 -1	JTCCM3T2T23P1A05 -1	JTCCM3T2T21P1A05 -2	JTCCM3T2T23P1A05 -2
<b>Description</b>	EV Charging Cable Mode-3 Type-2 Male to Type-2 Female Single Phase, 16 Amp, 3.7Kw	EV Charging Cable Mode-3 Type-2 Male to Type-2 Female Three Phase, 16 Amp, 11Kw	EV Charging Cable Mode-3 Type-2 Male to Type-2 Female Single Phase, 32 Amp, 7.3Kw	EV Charging Cable Mode-3 Type-2 Male to Type-2 Female Three Phase, 32 Amp, 22Kw
<b>Standard</b>	IEC 62196-2	IEC 62196-2	IEC 62196-2	IEC 62196-2
<b>Type - 2 Male</b>	Charging Station	Charging Station	Charging Station	Charging Station
<b>Type - 2 Female</b>	Vehicle side	Vehicle side	Vehicle side	Vehicle side
<b>No Of Phase</b>	Single	Three	Single	Three
<b>Rated Current</b>	16A	16A	32A	32A
<b>Operation Voltage</b>	250V	480V	250V	480V
<b>Insulation Resistance</b>	> 1000MΩ (DC500V)	> 1000MΩ (DC500V)	> 1000MΩ (DC500V)	> 1000MΩ (DC500V)
<b>Contact Resistance</b>	0.5mΩ Max	0.5mΩ Max	0.5mΩ Max	0.5mΩ Max
<b>Temperature Resistance</b>	< 50K	< 50K	< 50K	< 50K
<b>Operating Temperature</b>	-30-C~+50-C	-30-C~+50-C	-30-C~+50-C	-30-C~+50-C
<b>Impact Insertion Force</b>	>300N	>300N	>300N	>300N
<b>Protection Degree</b>	IP65	IP65	IP65	IP65
<b>Contact Pin</b>	Copper Alloy, Silver or Nickel plating	Copper Alloy, Silver or Nickel plating	Copper Alloy, Silver or Nickel plating	Copper Alloy, Silver or Nickel plating
<b>Shell material</b>	Thermoplastic	Thermoplastic	Thermoplastic	Thermoplastic
<b>Sealing gasket</b>	Rubber or silicon rubber	Rubber or silicon rubber	Rubber or silicon rubber	Rubber or silicon rubber
<b>Flame Retardant Grade</b>	UL94 V-0	UL94 V-0	UL94 V-0	UL94 V-0
<b>Certification</b>	RoHS, CE, FCC, UL, Reach	RoHS, CE, FCC, UL, Reach	RoHS, CE, FCC, UL, Reach	RoHS, CE, FCC, UL, Reach
<b>Nominal Conductor Size (Sq. mm)</b>	3 Core x 2.5 Sq. mm 2 Core x 0.5 Sq. mm	5 Core x 2.5 Sq. mm 2 Core x 0.5 Sq. mm	3 Core x 6.0 Sq. mm 2 Core x 0.75 Sq. mm	5 Core x 6.0 Sq. mm 2 Core x 0.75 Sq. mm
<b>Approx. Diameter (mm)</b>	10.00 ± 0.50	15.00 ± 0.50	15.00 ± 0.50	20.00 ± 0.50
<b>Product Image</b>				

# EV INLET SOCKETS

## Female Inlet Socket

JT Mobility Type 2 inlet socket, 32A, 250V/480V, 1/3-phase is intended for installation in the vehicle side for a maximum of 16A/32A. Only to be used in combination with an EVSE (Electric Vehicle Supply Unit) controller. The socket complies a high-quality insulating thermoplastic coating that provides IP54 protection against dust and water ingress from all sides and has a water drainage hole. The socket is ready for 4-point fixing and the screw end is wire-type.




## CCS 2 Inlet socket

JT Mobility Combined Charging System (CCS) Socket is based on open and universal standards for electric vehicle. The CCS inlet socket is an enhanced version of the type 2 plug, with two additional power contacts for the purposes of quick charging and supports AC and DC charging power levels (alternating and direct current charging power levels) of up to 170 kW. In practice, the value is usually around 50 kW.



## KEY FEATURES

- ✓ IP54 Rated
- ✓ Unique Integrated Design
- ✓ Self-Cleaning Function on Pins
- ✓ High strength flame retardant
- ✓ Mounted on the side of the vehicle
- ✓ Insulator in flammability UL94 V-0
- ✓ CE, UL, RoHS, Reach and ISO Certified
- ✓ Pin Material: Copper Alloy Silver Plating
- ✓ Better Conductivity and Higher Energy Transmission
- ✓ Excellent protection performance resistance to vibration, moisture, dust and salt spray.

Part Code	JTEVS32A1PT2F	JTEVS32A3PT2F	JTEVS200AC2M
Description	Single Phase 32A Type 2 Female Inlet Socket	Three Phase 32A Type 2 Female Inlet Socket	200A CCS 2 Socket DC Fast Charger Combo 2 Inlet Socket
Standard	IEC 62196-2	IEC 62196-2	IEC 62196-3
Number of contacts	5	7	9
No Of Phase	Single	Three	Three
Rated Current	32A	32A	150A/200A
Operation Voltage	AC 250V	AC 280V	DC 1000V
Insulation Resistance	> 1000MΩ (DC500V)	> 1000MΩ (DC500V)	> 2000MΩ (DC500V)
Contact Resistance	0.5mΩ (DC500V)	0.5mΩ (DC500V)	0.5mΩ (DC500V)
Terminal Temperature Rise	< 50K	< 50K	< 50K
Operating Temperature	-30°C~+50°C	-30°C~+50°C	-30°C~+50°C
Impact Insertion Force	>300N	>300N	>300N
Protection Degree	IP54	IP54	IP54
Contact Pin	Copper Alloy, Silver or Nickel Plating	Copper Alloy, Silver or Nickel Plating	Copper Alloy, Silver or Nickel Plating
Shell material	Thermoplastic	Thermoplastic	Thermoplastic
Sealing gasket	Rubber or silicon rubber	Rubber or silicon rubber	Rubber or silicon rubber
Flame Retardant Grade	UL94 V-0	UL94 V-0	UL94 V-0
Certification	RoHS, CE, FCC, UL, Reach	RoHS, CE, FCC, UL, Reach	RoHS, CE, FCC, UL, Reach
Product Image			

# EV PLUGS / CONNECTORS

## Female / Male EV Plug or Connector Gun

JT Mobility electric car plug is designed to create a custom EV charger by selecting the desired cable length and connectors. Plug connector comes as a component including the correct resistance required for assembly. Our type 2 female / male plug with 16A / 32A is suitable for self-built charging cables Mode 2 & Mode 3, you can mount a complete charging cable with self-assembly accessories.

## CCS 2 EV Plug or Connector Gun




JT Mobility Combined Charging System (CCS) Connector is based on open and universal standards for electric vehicles. The CCS combines three-phase with rapid three-phase charging using alternating current at a maximum of 43 kilowatts (kW), as well as direct-current charging at a maximum of 200 kW and the future perspective of up to 350 kW – all in a single system. The CCS includes the connector and inlet combination as well as all the control functions. It also manages communications between the electric vehicle and the infrastructure. As a result, it provides a solution to all necessary charging requirements.





## KEY FEATURES

- ✓ Mechanical Life no-load
- ✓ Positive locking mechanisms
- ✓ Plug in/pull out > 10000 times
- ✓ Corrosion-resistant male and female contacts
- ✓ Heavy-duty materials that will survive years of abuse
- ✓ Solid contacts to ensure alignment and reliable connectivity in high-vibration environments
- ✓ Impenetrable rubber seals around the body that will remain flexible despite temperature fluctuations
- ✓ Resilient outer shells that can stand firm against extreme weather, impacts, and contaminants
- ✓ Reliability of materials, anti-flaming, pressure-resistant, impact resistance

## EV FEMALE PLUGS/CONNECTORS

Part Code	JTEVG1PT2F -1	JTEVG1PT2F -2	JTEVG3PT2F -1	JTEVG3PT2F -2	JTEVGC23
<b>Description</b>	Type 2 Female 16A Single Phase EV Plug or Connector	Type 2 Female 32A Single Phase EV Plug or Connector	Type 2 Female 16A Three Phase EV Plug or Connector	Type 2 Female 32A Three Phase EV Plug or Connector	CCS 2 Type-2 Female EV Plug or Connector for DC
<b>Standard</b>	IEC 62196-2	IEC 62196-2	IEC 62196-2	IEC 62196-2	IEC 62196-2
<b>Plug Type</b>	Female	Female	Female	Female	Female
<b>Side</b>	Vehicle	Vehicle	Vehicle	Vehicle	Vehicle
<b>No Of Phase</b>	Single	Three	Three	Three	Three
<b>Rated Current</b>	16A	32A	16A	32A	200A
<b>Operation Voltage</b>	250V	250V	480V	480V	DC 1000V
<b>Insulation Resistance</b>	>1000MΩ (DC500V)	>1000MΩ (DC500V)	>1000MΩ (DC500V)	>1000MΩ (DC500V)	>1000MΩ (DC1000V)
<b>Contact Resistance</b>	0.5mΩ Max	0.5mΩ Max	0.5mΩ Max	0.5mΩ Max	0.5mΩ Max
<b>Temperature Resistance</b>	< 50K	< 50K	< 50K	< 50K	< 50K
<b>Operating Temperature</b>	-30°C~+50°C	-30°C~+50°C	-30°C~+50°C	-30°C~+50°C	-30°C~+50°C
<b>Impact Insertion Force:</b>	>300N	>300N	>300N	>300N	>300N
<b>Protection Degree</b>	IP55	IP55	IP55	IP55	IP55
<b>Contact Pin</b>	Copper Alloy, Silver or Nickel Plating	Copper Alloy, Silver or Nickel Plating	Copper Alloy, Silver or Nickel Plating	Copper Alloy, Silver or Nickel Plating	Copper Alloy, Silver or Nickel Plating
<b>Shell material</b>	Thermoplastic	Thermoplastic	Thermoplastic	Thermoplastic	Thermoplastic
<b>Sealing gasket</b>	Rubber or silicon rubber	Rubber or silicon rubber	Rubber or silicon rubber	Rubber or silicon rubber	Rubber or silicon rubber
<b>Flame Retardant Grade</b>	UL94 V-0	UL94 V-0	UL94 V-0	UL94 V-0	UL94 V-0
<b>Certification</b>	RoHS, CE, FCC, UL, Reach	RoHS, CE, FCC, UL, Reach	RoHS, CE, FCC, UL, Reach	RoHS, CE, FCC, UL, Reach	RoHS, CE, FCC, UL, Reach
<b>Product Image</b>					

## EV MALE PLUGS/CONNECTORS

Part Code	JTEVG1PT2M -1	JTEVG1PT2M -2	JTEVG3PT2M -1	JTEVG3PT2M -2
<b>Description</b>	Type 2 Male 16A Single Phase EV Plug or Connector Gun	Type 2 Male 32A Single Phase EV Plug or Connector Gun	Type 2 Male 16A Three Phase EV Plug or Connector Gun	Type 2 Male 32A Three Phase EV Plug or Connector Gun
<b>Standard</b>	IEC 62196-2	IEC 62196-2	IEC 62196-2	IEC 62196-2
<b>Plug Type</b>	Male	Male	Male	Male
<b>Side</b>	Charging Station	Charging Station	Charging Station	Charging Station
<b>Phase</b>	Single	Single	Three	Three
<b>Rated Current</b>	16A	32A	16A	32A
<b>Operation Voltage</b>	250V	250V	480V	480V
<b>Insulation Resistance</b>	>1000MΩ (DC500V)	>1000MΩ (DC500V)	>1000MΩ (DC500V)	>1000MΩ (DC500V)
<b>Contact Resistance</b>	0.5mΩ Max	0.5mΩ Max	0.5mΩ Max	0.5mΩ Max
<b>Temperature Resistance</b>	< 50K	< 50K	< 50K	< 50K
<b>Operating Temperature</b>	-30°C~+50°C	-30°C~+50°C	-30°C~+50°C	-30°C~+50°C
<b>Impact Insertion Force</b>	>300N	>300N	>300N	>300N
<b>Protection Degree</b>	IP55	IP55	IP55	IP55
<b>Contact Pin</b>	Copper alloy, silver or nickel plating	Copper alloy, silver or nickel plating	Copper alloy, silver or nickel plating	Copper alloy, silver or nickel plating
<b>Shell material</b>	Thermoplastic	Thermoplastic	Thermoplastic	Thermoplastic
<b>Sealing gasket</b>	Rubber or silicon rubber	Rubber or silicon rubber	Rubber or silicon rubber	Rubber or silicon rubber
<b>Flame Retardant Grade</b>	UL94 V-0	UL94 V-0	UL94 V-0	UL94 V-0
<b>Certification</b>	RoHS, CE, FCC, UL, Reach	RoHS, CE, FCC, UL, Reach	RoHS, CE, FCC, UL, Reach	RoHS, CE, FCC, UL, Reach
<b>Product Image</b>				

## TYPE-2 TETHERED EV CABLES

JT Mobility tethered Type 2 charging cable is designed for charging in mode 3, it is suitable for connection and charging from all private and public AC stations. The connector has an ergonomic shape, which ensures easy and comfortable handling and connection. When the cable is connected, it is protected against the ingress of particles and water. The protective cover has a degree of protection IP65 and protects against ingress of dust. This open-end cable replacement is to be integrated to the charging station. You can charge your EV that has Type 2 port. The cable is available with all the options like 16A / 32A, 1/3phase, which can charge your EV up to 3.7kW, 11kW, 7.3kW, 22kW per hour. The product has a nice appearance, a hand-held ergonomic design and is easy to plug.

- Conform to the provisions and requirements of 62196-2
- Adopt riveting pressing process, beautiful appearance, Hand-held design in line with ergonomic principles, convenient plug.
- Reliable materials, flame retardant, pressure resistance, abrasion resistance, impact resistance and oil resistance.
- Excellent protection performance, IP65 protection level of the plug (working state) high security.



## KEY FEATURES



- ✓ Strong Seamless Construction ensuring a high IP65
- ✓ Waterproof Rating suitable for Indoor and Outdoor Charging Safely.
- ✓ Protection V0 Non-Flammable Strong Polyamide Material
- ✓ Suitable for Outdoor and Indoor Charging 1-phase design and 16A/32A current allows charging electric cars with a power of up to 3.7kW/11kW/7.3kW/22kW.
- ✓ It is equipped with Type 2 connectors that operate at charging stations.
- ✓ Due to its low weight, it is easy to transport.

### Cable

- ✓ Stronger and Anti-Aging
- ✓ More Environmentally Friendly and Halogen Free
- ✓ More Resistant to Bending and Longer Service Life

### EV Plug

- ✓ Self-Cleaning Function on Pins
- ✓ Unique Integrated Design
- ✓ Better Conductivity and Higher Energy Transmission
- ✓ CE, FCC, ISO, ISI Certified
- ✓ IP65 Rated

Part Code	JTCCM3T21P1AXX -1 (XX-Length of the Cable)	JTCCM3T23P1AXX -1 (XX-Length of the Cable)	JTCCM3T21P1AXX -2 (XX-Length of the Cable)	JTCCM3T23P1AXX -2 (XX-Length of the Cable)
Description	Type-2 Female Single Phase 16 Amp 3.7Kw	Type-2 Female Three Phase 16 Amp 11Kw	Type-2 Female Single Phase 32 Amp 7.3Kw	Type-2 Female Three Phase 32 Amp 22Kw
Standard	IEC 62196-2	IEC 62196-2	IEC 62196-2	IEC 62196-2
Open End Thread	Charging Station	Charging Station	Charging Station	Charging Station
Type2 Female	Vehicle side	Vehicle side	Vehicle side	Vehicle side
Phase	Single	Three	Single	Three
Rated Current	16A	16A	32A	32A
Operation Voltage	250V	480V	250V	480V
Insulation Resistance	> 1000MΩ (DC500V)	> 1000MΩ (DC500V)	> 1000MΩ (DC500V)	> 1000MΩ (DC500V)
Contact Resistance	0.5mΩ Max	0.5mΩ Max	0.5mΩ Max	0.5mΩ Max
Temperature Resistance	< 50K	< 50K	< 50K	< 50K
Operating Temperature	-30°C~+50°C	-30°C~+50°C	-30°C~+50°C	-30°C~+50°C
Impact Insertion Force:	>300N	>300N	>300N	>300N
Protection Degree	IP65	IP65	IP65	IP65
Contact Pin	Copper Alloy, Silver or Nickel plating	Copper Alloy, Silver or Nickel plating	Copper Alloy, Silver or Nickel plating	Copper Alloy, Silver or Nickel plating
Shell material	Thermoplastic ( Insulator Inflammability UL94 VO)	Thermoplastic ( Insulator Inflammability UL94 VO)	Thermoplastic ( Insulator Inflammability UL94 VO)	Thermoplastic ( Insulator Inflammability UL94 VO)
Sealing gasket	Rubber or silicon rubber	Rubber or silicon rubber	Rubber or silicon rubber	Rubber or silicon rubber
Flame Retardant Grade	UL94 V-0	UL94 V-0	UL94 V-0	UL94 V-0
Certification	RoHS, CE, FCC, UL, Reach	RoHS, CE, FCC, UL, Reach	RoHS, CE, FCC, UL, Reach	RoHS, CE, FCC, UL, Reach
Nominal Conductor Size (Sq. mm)	3 Core x 2.5 Sq. mm 2 Core x 0.5 Sq. mm	5 Core x 2.5 Sq. mm 2 Core x 0.5 Sq. mm	3 Core x 6.0 Sq. mm 2 Core x 0.75 Sq. mm	5 Core x 6.0 Sq. mm 2 Core x 0.75 Sq. mm
Approx. Diameter (mm)	10.00 ± 0.50	15.00 ± 0.50	15.00 ± 0.50	20.00 ± 0.50
Product Image				



## EV PLUG HOLDERS

JT Mobility holder help you hang up your Type2 female & CCS Combo 2 (Electric Vehicle end) plug near the home charging station/charger when not in use. The product is stronger and Anti-Aging, More Environmentally Friendly and Halogen Free. More Resistant to Bending and Longer Service Life. The Engineer from JT Mobility design IEC Dummy socket according to the real usage scenario. When you finish with the charge and disconnect the cable from the car let the cable in a warm and dry place for 24 hours. For longevity, ensure that your charging cable is not twisted or excessively bent during the storage. Therefore, the dummy socket is the perfect way to keep your cable organised.

## KEY FEATURES

- ✓ Anti-flaming
- ✓ Pressure-resistant
- ✓ Reliability of materials
- ✓ RoHS, CE, FCC, UL, Reach Certified
- ✓ Pressure-resistant, abrasion resistance, impact resistance and high oil
- ✓ It is conforming to IEC 62196 standard and will perfectly be compatible with our Type 2/ccs2 Connectors.



## SPECIFICATIONS

Part Code	JTEVSHT2	JTEVSHC2
Description	Type 2 AC Plug Connector Holder	CCS Combo 2 DC Plug Connector Holder
Product Image		

# WI-FI ELECTRIC POWER METER

Wifi electric smart power meters are single phase / three-phase electricity meter with smart management system, it is a Wi-Fi enable electric meter with high accuracy up to Class 0.5S, easy to install with din rail mounting. It can measure the voltage, current, power, power factor, frequency with high reliability, fully comply to the international standard IEC62053/IEC62055-41/IEC62056-21. DIN rail smart energy meter is designed with advanced microprocessor and digital signal processing technology. It integrates comprehensive Single / three phase power measurement, display, energy accumulation, and network communication. It has strong anti-interference ability and can still work stably in situations with severe electromagnetic interference.



## FEATURES

- ✓ Measurement of voltage, bidirectional current, active power, reactive power,
- ✓ apparent power, power factor, frequency, active energy, reactive energy.
- ✓ Multi-rate energy statistics, up to 8 time slots per day, 4 tariffs.
- ✓ Rated current 5 - 60A.
- ✓ 1 passive optical coupler collector active pulse outputs.
- ✓ Wi-Fi communication,
- ✓ LCD display a variety of power parameters and information.
- ✓ Built-in clock and maintenance-free battery, permanently data saving after power off.
- ✓ Large-capacity magnetic retention relay, load on-off control.

## APPLICATIONS

- ✓ Energy efficiency management system.
- ✓ Internal energy consumption statistical analysis and charging statistics
- ✓ Energy metering, automatic meter reading system.
- ✓ Intelligent distribution management system.
- ✓ Power consumption Monitoring System
- ✓ Built-in clock and maintenance-free battery, permanently data saving after power off.
- ✓ Large-capacity magnetic retention relay, load on-off control.



Part Code	JTSM1P-01	JTSM3P-01	
<b>Description</b>	<b>Wi-Fi Power Meter Single Phase 5-60Amp</b>	<b>Wi-Fi Power Meter Three Phase 5-100Amp</b>	
<b>Input voltage</b>	Rated voltage	AC 110V/220/230/240 V	AC AC 3*100V/220V
	Overall power consumption	<5VA	< 2VA
	Frequency range	45-65Hz	45-65Hz
<b>Input current</b>	Rated current	5/10/20/60 A	5/10/20/60/100 A
	Starting current	0.2%Ib	0.2%Ib
<b>Measurement accuracy</b>	Voltage	- 0.2%(0.01V)	- 0.2%(0.01V)
	Current	- 0.2%(0.01A)	- 0.2%(0.01A)
	Active power	- 0.5%(0.1W)	- 0.5%(0.1W)
	Reactive power	- 2.0%(0.1kvar)	- 2.0%(0.1kvar)
	Active energy	- 0.5%(0.1kWh)	- 0.5%(0.1kWh)
	Reactive energy	- 2.0%(0.1kvarh)	- 2.0%(0.1kvarh)
	Power factor	- 0.5%(0.001)	- 0.5%(0.001)
	Frequency	- 0.02Hz(0.01Hz)	- 0.02Hz(0.01Hz)
<b>Clock</b>	Clock accuracy	<0.5S/D	<0.5S/D
<b>Communication</b>	Protocol	Modbus-RTU	Modbus-RTU
<b>External Body</b>	IP class	IP51	IP51
	Dimension	108*66*75mm	258*160*74mm
<b>Electrical insulation</b>	Power frequency withstand voltage	AC2kV/min~1mA Input-output-power source	AC2kV/min~1mA Input-output-power source
	Insulation resistance	>50MΩ	>50MΩ
	Impact voltage	5kV (Peak) - 1.2/50us	5kV (Peak)- 1.2/50us
<b>Working environment</b>	Operating temperature	-25℃ - +70℃	-25℃ - +70℃
	Relative humidity	5% - 95% No condensation	5% - 95% No condensation
	Storage temperature	-30℃ - +75℃	-30℃ - +75℃
	Altitude	No more than 4000m	No more than 4000m
<b>Electromagnetic Compatibility</b>	Surge (impact) immunity	IEC61000-4-5,Level4	IEC61000-4-5,Level4
	Electrical fast burst immunity	IEC61000-4-4,Level4	IEC61000-4-4,Level4
	Electrostatic discharge immunity	IEC61000-4-2,Level4	IEC61000-4-2,Level4
	Power frequency magnetic field immunity	IEC61000-4-8,Level4	IEC61000-4-8,Level4
<b>Product Image</b>			

# GUIDE

N. America

Japan

EU  
and the rest of markets

China

All Markets  
except EU

AC



J1772 (Type 1)



J1772 (Type 1)



Mennekes (Type 2)



GB/T



Tesla

DC



CCS1



CHAdeMO



CCS2



GB/T

	Power level	Current Type	Compatible EV segments
Normal Power Charging	P < 7kW	AC	E-Cars, LCV
	7kW < P < 22kW	AC	
High Power Charging	22kW < P < 50kW	DC	E-Cars, LCVs & MCVs
	50kW < P < 200kW	DC	

Capacity Charged	2.4 kW	7 kW	22 kW	50 kW	150 kW	300 kW
40 kWh	17h	6h	2h	48m	16m	8m
75 kWh	31h	11h	4h	90m	30m	15m
100 kWh	42h	14h	5h	2h	40m	20m

## MODES



Level-1

Mode-1



Level-2

Mode-2



Mode-3



Level-3

Mode-4

Voltage : 220/240V  
Current : 5/16 Amps  
Charging Loads : 1.2/3.7kW  
Charging Time : 10-30Km/Hour  
Cost : Rs. 0.5-1/Km  
Control : Not Available

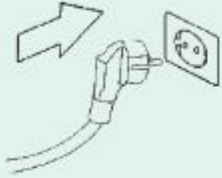
Voltage : 220/240V  
Current : 16/32 Amps  
Charging Loads : 3.7/7.3kW  
Charging Time : 30-70Km/Hour  
Cost : Rs. 0.5-1/Km  
Control : Available

Voltage : 220/240/440V  
Current : 16/32 Amps  
Charging Loads : 3.7/7.3/11/22kW  
Charging Time : 30-180Km/Hour  
Cost : Rs. 2-3/Km  
Control : Available

Voltage : 200-800 V DC  
Current : 50-200 Amps  
Charging Loads : 20-50kW  
Charging Time : 150-400Km/Hour  
Cost : Rs. 3-5/Km  
Control : Available

## USER GUIDE – PORTABLE CHARGER

### START



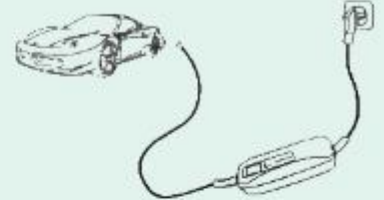
1. Plug the power plug (wall end) into the wall socket.



2. Switch to the correct use current.

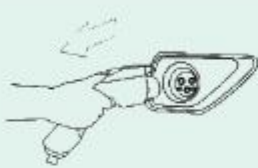


3. Insert the charging plug (car end) into the charging socket on the car.

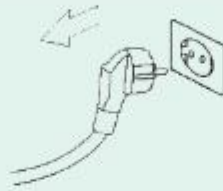


4. Start charging...

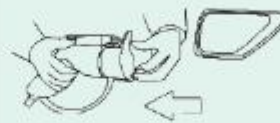
### FINISH



1. Pull out the charging plug (car end).



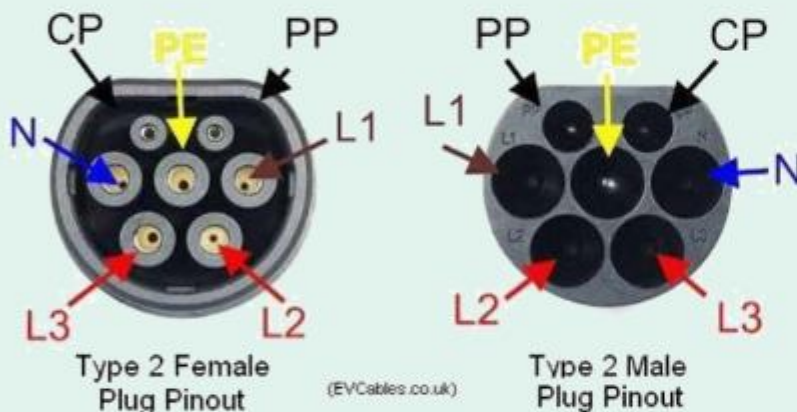
2. Pull out the power plug (wall end).



3. Organize and place charging equipment.

### ◆ NOTE:

- Please select a suitable charging current in the charging gun, the current cannot be switched during the charging process.
- After the charging plug (car end) is disconnected from the vehicle, pull out the power plug (wall end) to prevent others from touching it.



EVSE PP resistances

Resistance, PP-PE	Max. current	Conductor size
Open, or $\infty \Omega$ [60]	6 A	0.75 mm <sup>2</sup>
1500 $\Omega$	13 A	1.5 mm <sup>2</sup>
680 $\Omega$	20 A	2.5 mm <sup>2</sup>
220 $\Omega$	32 A	6 mm <sup>2</sup>
100 $\Omega$	63 A	16 mm <sup>2</sup>
50 $\Omega$ , or $< 100 \Omega$ [60]	80 A	25 mm <sup>2</sup>

## USER GUIDE – TYPE-2 CHARGING CABLE



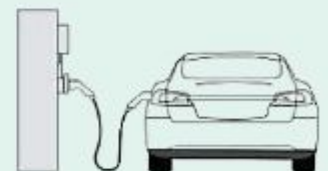
1. Take out ev charging cable



2. Plug into charging station outlet



3. Plug into the car charging port



4. Straight Cable Charging

### ◆ NOTE:

- Please select a suitable charging current in the charging gun, the current cannot be switched during the charging process.
- After the charging plug (car end) is disconnected from the vehicle, pull out the power plug (wall end) to prevent others from touching it.

# Quality & Certifications

JT Mobility Pvt. Ltd. is committed to providing its customers with cost effective reliable products and solutions that keeps them step forward from their competitors and puts them one step closer to future. JT Mobility is committed to providing consistent quality and environmentally friendly products. It is essential for all levels of the organization to strive for excellence and continual improvement in quality, maintaining our competitive edge. Our products are known for their ruggedness and reliability. They have a 99.4 percent customer acceptance rating.



**“Save Earth”  
It Will Save You**



**MAKE YOUR EV CHARGING  
EASIER, FASTER, SAFER.  
WITH JT MOBILITY CABLES**



▪ Contact-Us ▪

## **JT Mobility Private Limited**

22-23, 3rd Floor, Gami Industrial Park,  
TTC MIDC Pawne, Navi-Mumbai, Dist. Thane,  
Maharashtra, India 400705

Phone: +91-8693099309, 7977557756; E-Mail : support@jt-mobility.com

[WWW.JT-MOBILITY.COM](http://WWW.JT-MOBILITY.COM)

